



DRONACHARYA

SR. SEC. SCHOOL MUBARIKPUR (JH)

AFFILIATED TO CBSE NEW DELHI, Aff No. 530945 |

Dear Students,

As the warmth of summer envelops us, let's take a moment to reflect on the wisdom of Helen Keller: "Life is either a daring adventure or nothing at all." Indeed, without challenges and uncertainties, life would lose its essence, much like a ship adrift in calm waters. May and June offer us a chance for self-reflection and rejuvenation. It's a time to strengthen family bonds, explore new horizons, and pursue our passions.

An umbrella, a book, and the mind serve their purpose only when open. Let's embrace the endless possibilities before us. Let our minds unfold like blooming flowers, eager to absorb wisdom and experiences. The Summer Holiday Engagement of 2024 calls us to focus on Social Emotional and Experiential Learning.

Each challenge we face will be a stepping stone to personal growth. Let's not forget the joy of learning, the thrill of exploration, and the warmth of companionship.

I hold each of you in high regard for your creativity and strengths. Let's make this Dronachariyan initiative of the Summer Holiday Homework 2024-25 a journey filled with learning and laughter. Let's redefine ourselves and embrace collaboration, innovation, and compassion.

Class Teacher

2nd Summer Holiday Homework

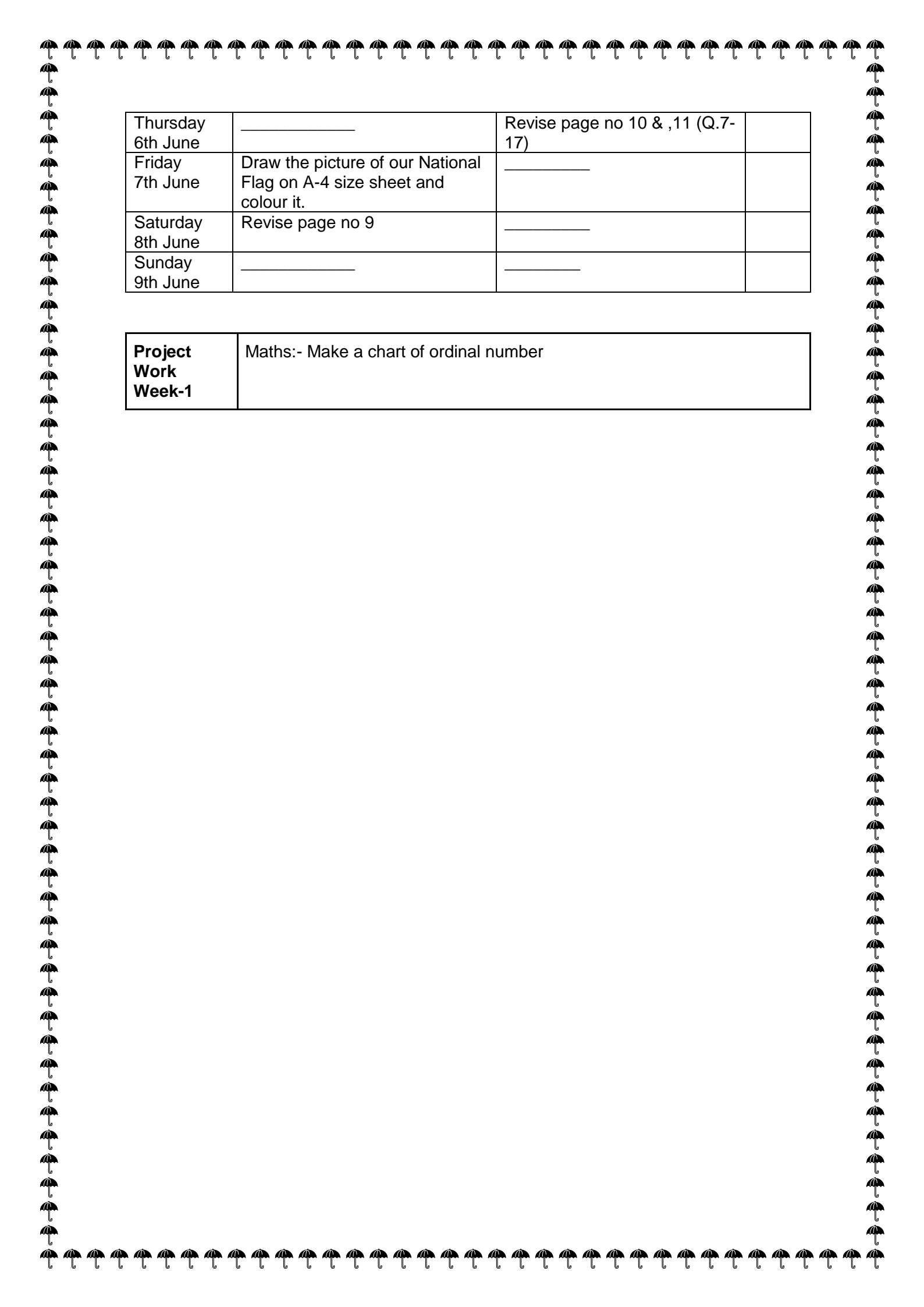
Week - 1 (1st Jun to 9th Jun)

Day/Date	Hindi	English	Check List
Saturday 1st June	आ से लेकर औ तक की मात्रा के - (30) शब्द लिखें और पढ़ें ।	Read pg no -5,6,7	
Sunday 2nd June	_____	_____	
Monday 3rd June	हिंदी पाठ्य-पुस्तक (निहारिका):- पाठ -1 पढ़ें ।	Underline new words of pg no- 5,6,7	
Tuesday 4th June	पाठ- 1 में आए नए शब्दों को रेखांकित करें और लिखें ।	Write new words in three- in- one - notebook	
Wednesday 5th June	पाठ-1 के शब्दार्थ लिखें और याद करें ।	Make a picture of a mouse on A4 size sheet	
Thursday 6th June	पाठ-1 के प्रश्न- उत्तर और अभ्यास कार्य दोहराएं ।	Revise pg no- 7,8,9 from book	

Friday 7th June	अपने माता-पिता की सहायता से तीन गोल वस्तुओं के चित्र A4 साइज शीट पर बनाकर उनके नाम लिखें और रंग भरें।	Revise pg no -10 from book	
Saturday 8th June	हिंदी- व्याकरण (सार्थक):- पाठ -1 पढ़ें।	Write one page of cursive handwriting in three- in - one notebook	
Sunday 9th June	_____	_____	

Day/Date	Maths	EVS	Check List
Saturday 1st June	Write 1 to 30 Number Names in three -in- one notebook	Read pg. No. 5,6,7 in book	
Sunday 2nd June	_____	Make a video of yourself planting a tree with your parents and send your class teacher	
Monday 3rd June	Write 31 to 60 Number Names in three-in - one notebook	Learn Exercise of lesson -1. (Growing up)	
Tuesday 4th June	Write 61 to 100 in three - in- one notebook	Draw any five fruits on A4 size sheet	
Wednesday 5th June	Write Reverse counting 100 to 1 in three- in- one notebook	Learn Word Meaning of Lesso - 1.	
Thursday 6th June	Write and learn table 2 to 5 in three- in - one notebook	Write your 10 Good Habits in three-in- one Notebook	
Friday 7th June	Write and learn table 6 to 10 in three - in- one notebook	Make a picture from pg no.- 6. (How to grow a plant from a seed)	
Saturday 8th June	Write and learn table 11 to 15 in three - in- one notebook	Make a list of children under 5 years of age in your neighborhood. (In three- in- one Notebook)	
Sunday 9th June	_____	_____	

Day/Date	GK	Reasoning	Check List
Saturday 1st June	Read page no-7	_____	
Sunday 2nd June	_____	_____	
Monday 3rd June	Read page no -8	_____	
Tuesday 4th June	Write the name of our National Leaders in three in one notebook (any 10)	_____	
Wednesday 5th June	_____	Revise page no 8 & 9 (Q.1-6)	



Thursday 6th June	_____	Revise page no 10 & ,11 (Q.7-17)	
Friday 7th June	Draw the picture of our National Flag on A-4 size sheet and colour it.	_____	
Saturday 8th June	Revise page no 9	_____	
Sunday 9th June	_____	_____	

Project Work Week-1	Maths:- Make a chart of ordinal number
------------------------------------	--

Week - 2 (10th Jun to 16th Jun)

Day/Dat	Hindi	English	Check List
Monday 10th June	पाठ-1 का अभ्यास कार्य दोहराएं।	Read poem (The Swing) three times and learn it	
Tuesday 11th June	Do given the worksheet -1	Do the given worksheet.-2	
Wednesday 12th June	हिंदी- व्याकरण (सार्थक):- पाठ -2 पढ़ें।	Learn new words of poem (The Swing) from English notebook	
Thursday 13th June	पाठ-2 का अभ्यास कार्य दोहराएं ।	Learn Word Meaning of poem (The Swing) from English Notebook	
Friday 14th June	वर्णमाला पर चार्ट तैयार करें ।	Learn and write Q/A of poem (The Swing) in three - in- one notebook	
Saturday 15th June	हिंदी पाठ्य -पुस्तक (निहारिका):- पाठ-2 पढ़ें।	Write one page of cursive handwriting in three - in- one notebook	
Sunday 16th June	अपने पिता के उत्तम स्वास्थ्य की कामना करते हुए पितृ दिवस पर एक शुभकामना का कार्ड बनाकर , अपने पिता को देते हुए फोटो लीजिए और अपनी अध्यापिका के पास भेजिए ।		

Day/Date	Maths	EVS	Check List
Monday 10th June	Do pg no- 4 in three - in- one notebook	Read pg no. - 11,12 in book	
Tuesday 11th June	Do pg no. -7(Q- 4,5,6,7) in three- in - notebook	Write External and Internal body parts on A4 size sheet	
Wednesday 12th June	Do pg no.- 9(Q- 1,2) in three- in- one - notebook	Draw the picture of Heart and Brain from book in three- in- one Notebook	
Thursday 13th June	Do the given worksheet 3	Do the given worksheet 4	
Friday 14th June	Do the activity of pg no.- 16	Do the given worksheet 5	
Saturday 15th June	Do pg. No- 11.in three- in- one Notebook	Learn exercise of lesson - 2. (My Body)	
Sunday 16th June			

Day/Date	GK	Reasoning	Check List
Monday 10th June	_____	Draw any 5 shapes on A-4 size sheet along with names and colour them.	
Tuesday 11th June	_____	Revise page no 12-13 (Q.1-14)	
Wednesday 12th June	Revise page no.10	_____	
Thursday 13th June	Write 5 lines on Taj Mahal with the help of parents in N.B.	_____	
Friday 14th June	Learn and write State and their Capitals(any 10)		
Saturday 15th June	_____	Revise page no 14 (Q. 15-25)	
Sunday 16th June		_____	

Project Work Week-2	अपने पिता के उत्तम स्वास्थ्य की कामना करते हुए पितृ दिवस पर एक शुभकामना का कार्ड बनाकर , अपने पिता को देते हुए फोटो लीजिए और अपनी अध्यापिका के पास भेजिए ।
--------------------------------	--

Week - 3 (17th Jun to 23rd Jun)

Day/Date	Hindi	English	Check List
Monday 17th June	हिंदी पाठ्य -पुस्तक (निहारिका):- पाठ- 2 में आए नए शब्दों को रेखांकित करें और लिखें ।	Learn and write opposite words from notebook in three- in-one notebook	
Tuesday 18th June	पाठ- 2 के शब्दार्थ याद करें और लिखें ।	Write fruits name (any 15) in three- in -one Notebook	
Wednesday 19th June	पाठ-2 के प्रश्न -उत्तर और अभ्यास कार्य दोहराएं।	Write vegetables name (any 15) in three- one - notebook	
Thursday 20th June	अपने माता-पिता की सहायता से “जल ही जीवन है” विषय पर पांच पंक्तियां लिखें ।	Write 10 lines about your father on father's Day in three - in- one notebook	
Friday 21st June	हिंदी -व्याकरण (सार्थक):- पाठ-3 पढ़ें और अभ्यास कार्य दोहराएं ।	Write one page cursive handwriting in three- in - one - notebook	
Saturday 22nd June	Do given the worksheet -6	Do the given worksheet:- 7	
Sunday 23rd June			

Day/Date	Maths	EVS	Check List
Monday 17th June	Do pg no.- 21(Q-2,3) in three- in- one Notebook	Read pg no. 17,18,19	
Tuesday 18th June	Do pg no-21(Q- 4,5) in three- in- one Notebook	Do the given worksheet :-8	
Wednesday 19th June	Write table 2 to 10 in three- in- one notebook	Learn new words of lesson - 3.From notebook	
Thursday 20th June	Write ordinal number 2 to 10 in three- in- one notebook	Learn word meaning of lesson- 3. From notebook	
Friday 21st June	Do pg no- 30 (Q- 9,10) in three- in-one notebook	Learn exercise of lesson-3.	
Saturday 22nd June	Do the given worksheet :- 9	Make a list of healthy and unhealthy food on A4 size sheet	
Sunday 23rd June			

Day/Date	GK	Reasoning	Check List
Monday 17th June	Revise page no -11	_____	
Tuesday 18th June	_____	_____	
Wednesday 19th June	Cut and paste picture of wild and domestic animals on chart paper	_____	
Thursday 20th June	_____	Revise Q. 1-9 on page no17,18	
Friday 21st June	_____	Revise Q. 10-18 on page no 18,19	
Saturday 22nd June	Read page no.12 & 13	_____	
Sunday 23rd June	_____	_____	

Project Work Week-3	EVS:- Make a chart of Sense Organ
----------------------------	-----------------------------------

Week - 4 (24th Jun to 30th Jun)

Day/Date	Hindi	English	Check List
Monday 24th June	हिंदी पाठ्य -पुस्तक (निहारिका):- पाठ -3 पढ़ें । पाठ में आए नए शब्दों को रेखांकित करें और लिखें ।	Read pg no - 16,17 in book	
Tuesday 25th June	पाठ-3 के शब्दार्थ और प्रश्न -उत्तर याद करें ।	Write new words of L -2 from notebook in three- in- one notebook	
Wednesday 26th June	अपने परिवार के सदस्यों से "लालच करना बुरा होता है" इस विषय से संबंधित कहानी सुनें और लिखें ।	Learn and write word meaning of L-2. From Notebook in three- in -one notebook	
Thursday 27th June	हिंदी -व्याकरण (सार्थक):- पाठ -5 पढ़ें ।	Revise pg no.- 18,19 from book	
Friday 28th June	पाठ-5 का अभ्यास कार्य दोहराएं ।	Write one page cursive handwriting in three- in- one handwriting	
Saturday 29th June	Do given the worksheet -10	Make a picture of Duck / Butterfly on A4 size sheet	
Sunday 30th June			

Day/Date	Maths	EVS	Check List
Monday 24th June	Do pg no.- 54 in Book	Read pg no. 24,25 of lesson-4.	
Tuesday 25th June	Do pg no. - 55 in book and three - in- one notebook	Underline the new words of lesson -4.(pg no.-24,25)	
Wednesday 26th June	Write and learn table 2 to 15 in three - in- one notebook	Read pg no. - 26,27 of lesson -4.	
Thursday 27th June	Do pg. No- 78 in Book	Underline the new words of lesson -4.(pg no. - 26,27)	
Friday 28th June	Do pg. No- 79 in book and three- in- one - notebook	Cut and paste different types of houses in scrapbook	
Saturday 29th June	Do the given worksheet:- 11	Do the given worksheet:- 12	
Sunday 30th June			

Day/Date	GK	Reasoning	Check List
Monday 24th June	Collect different types of leaves and paste in Scrapbook	_____	
Tuesday 25th June	Read and do page no. 21 in book	_____	
Wednesday 26th June	Do pg no. 25 in Book	_____	
Thursday 27th June	_____	Revise pg no. 19,20(1 to 11)	
Friday 28th June	_____	Revise pg. No. 21.(12 to 21)	
Saturday 29th June	_____	Revise pg. No. 22(22 to 28)	
Sunday 30th June			

Project Work Week-4	English:- Make a beautiful Chart of Days of Week and Months Name
----------------------------	--


Worksheet-1

अभ्यास कार्य

सही/गलत वाक्य बताइए।

1. उर्दू भाषा की लिपि देवनागरी है।
2. संस्कृत भाषा की लिपि रोमन है।
3. संकेतों को भाषा का दर्जा नहीं दिया जाता।
4. समाचारपत्र मौखिक भाषा का उदाहरण है।
5. वार्तालाप मौखिक भाषा का उदाहरण है।
6. हिंदी हमारी राष्ट्र भाषा है।

चित्र देखकर सही जोड़े बनाइए।



बोलना

लिखना

पढ़ना

सुनना

Worksheet-2



C	S	N	U	R	A	I	N	B	O	W	D
F	N	L	P	M	H	K	O	R	T	U	P
L	A	D	Y	B	U	G	O	E	I	R	I
O	W	E	O	L	A	R	B	E	E	I	C
W	B	Y	M	O	S	F	N	Z	D	C	N
E	E	G	U	S	F	O	C	E	I	K	I
R	L	B	R	S	T	T	R	U	S	O	C
S	L	D	B	O	K	I	I	A	G	S	A
R	R	P	R	M	W	E	C	T	I	U	N
S	P	R	O	U	T	S	T	O	R	N	S
D	F	C	O	N	F	O	V	L	U	N	N
A	S	B	U	T	T	E	R	F	L	Y	E

FLOWERS

BREEZE

RAINBOW

BEE

BLOSSOM

SUNNY

LADYBUG

RAIN

BUTTERFLY

PICNIC

SPROUTS

GROW

Worksheet-3

$$\begin{array}{r} 21 \\ \times 1 \\ \hline \end{array}$$

$$\begin{array}{r} 24 \\ \times 2 \\ \hline \end{array}$$

$$\begin{array}{r} 33 \\ \times 3 \\ \hline \end{array}$$

$$\begin{array}{r} 32 \\ \times 2 \\ \hline \end{array}$$

$$\begin{array}{r} 42 \\ \times 2 \\ \hline \end{array}$$

$$\begin{array}{r} 52 \\ \times 3 \\ \hline \end{array}$$

$$\begin{array}{r} 61 \\ \times 2 \\ \hline \end{array}$$

$$\begin{array}{r} 71 \\ \times 1 \\ \hline \end{array}$$

$$\begin{array}{r} 31 \\ \times 1 \\ \hline \end{array}$$

$$\begin{array}{r} 74 \\ \times 2 \\ \hline \end{array}$$

$$\begin{array}{r} 34 \\ \times 2 \\ \hline \end{array}$$

$$\begin{array}{r} 62 \\ \times 4 \\ \hline \end{array}$$

$$\begin{array}{r} 54 \\ \times 2 \\ \hline \end{array}$$

$$\begin{array}{r} 81 \\ \times 1 \\ \hline \end{array}$$

$$\begin{array}{r} 82 \\ \times 2 \\ \hline \end{array}$$

$$\begin{array}{r} 91 \\ \times 3 \\ \hline \end{array}$$

$$\begin{array}{r} 94 \\ \times 2 \\ \hline \end{array}$$

$$\begin{array}{r} 43 \\ \times 3 \\ \hline \end{array}$$

$$\begin{array}{r} 53 \\ \times 2 \\ \hline \end{array}$$

$$\begin{array}{r} 52 \\ \times 2 \\ \hline \end{array}$$

Worksheet-4

My Body

Rearrange the letters to find the name of the body parts

A rea.....

E gel.....

B ahnd.....

F yees.....

C oens.....

G daeh.....

D infegsr.....

H cnek.....

Fill in the blanks

Smell, taste, see, hear, feel

1. I can..... different shapes.
2. I cansweets.
3. I can..... hot milk.
4. I can..... sweet fragrance of flowers.
5. I can..... soft music.

Some parts in our body are in pairs. Write their names and draw their pictures.

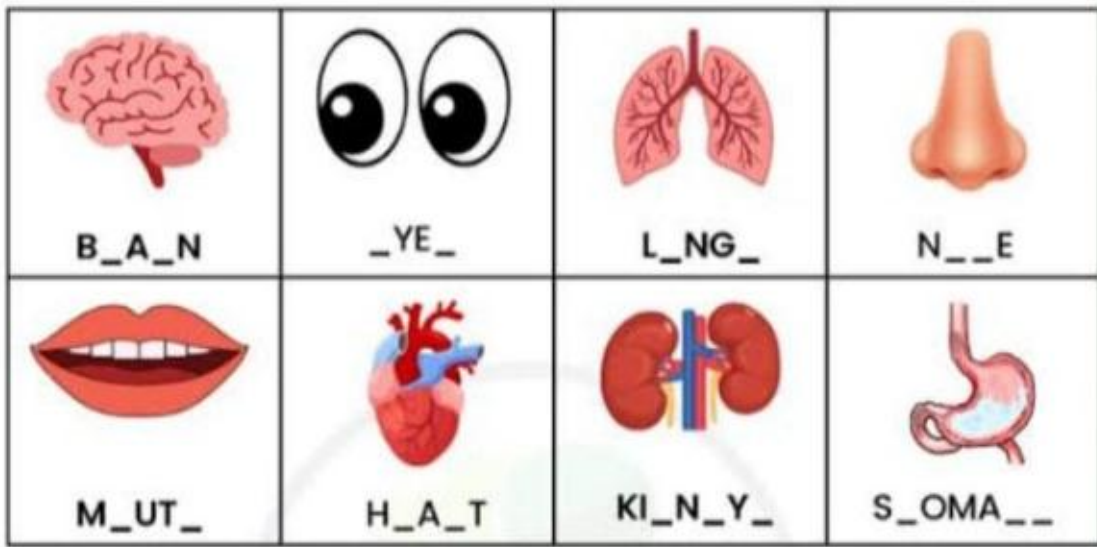
.....

.....

.....

Worksheet-5

A. Identify the parts of the body.



Worksheet-6

दी गई मात्राओं के दो-दो शब्द लिखिए

आ

।

इ

।

ई

।

उ

।

ऊ

।

ऋ

।

ए

।

ऐ

।

ओ

।

Worksheet-7

Fill in the blanks with is, am or are

1. Anil _____ swimming in the pool.

2. The school bell _____ ringing



3. I _____ Mitthu.

4. Ships _____ sailing in the sea.

5. I _____ not a rabbit.



6. Birds _____ flying in the sky.


7. We _____ happy.

8. Raju and Bobby _____ friends.

9. These children _____ playing in the garden.


10. The Tiger _____ feeling hungry.

11. I _____ not an idiot.



12. This _____ a lotus flower.

Worksheet-8



--	--	--	--	--	--	--

Catch energy from sunlight and make food for the plant.

--	--	--	--	--	--	--

Contain and protect the seeds. Mostly they are eatable.

--	--	--	--	--	--	--

Make seeds for the plant and are the most beautiful part of the plant.

--	--	--	--	--	--	--

Supports the plant and carries water and minerals to the plant.

--	--	--	--	--	--	--

Suck up water and minerals from the soil and support the plant.

Worksheet-9

Name _____

Date _____



3-DIGIT ADDITION AND SUBTRACTION SHEET 2 (NO REGROUPING)

$$\begin{array}{r} 1) \quad 527 \\ + \quad 142 \\ \hline \end{array}$$

$$\begin{array}{r} 2) \quad 703 \\ + \quad 281 \\ \hline \end{array}$$

$$\begin{array}{r} 3) \quad 476 \\ - \quad 335 \\ \hline \end{array}$$

$$\begin{array}{r} 4) \quad 864 \\ - \quad 303 \\ \hline \end{array}$$

$$\begin{array}{r} 5) \quad 826 \\ + \quad 63 \\ \hline \end{array}$$

$$\begin{array}{r} 6) \quad 697 \\ - \quad 357 \\ \hline \end{array}$$

$$\begin{array}{r} 7) \quad 380 \\ + \quad 417 \\ \hline \end{array}$$

$$\begin{array}{r} 8) \quad 767 \\ - \quad 142 \\ \hline \end{array}$$

$$\begin{array}{r} 9) \quad 956 \\ - \quad 351 \\ \hline \end{array}$$

$$\begin{array}{r} 10) \quad 374 \\ - \quad 61 \\ \hline \end{array}$$

$$\begin{array}{r} 11) \quad 527 \\ + \quad 132 \\ \hline \end{array}$$

$$\begin{array}{r} 12) \quad 802 \\ + \quad 77 \\ \hline \end{array}$$

$$\begin{array}{r} 13) \quad 485 \\ - \quad 160 \\ \hline \end{array}$$

$$\begin{array}{r} 14) \quad 632 \\ + \quad 155 \\ \hline \end{array}$$

$$\begin{array}{r} 15) \quad 976 \\ - \quad 324 \\ \hline \end{array}$$

$$\begin{array}{r} 16) \quad 412 \\ + \quad 364 \\ \hline \end{array}$$

$$\begin{array}{r} 17) \quad 700 \\ + \quad 263 \\ \hline \end{array}$$

$$\begin{array}{r} 18) \quad 639 \\ - \quad 500 \\ \hline \end{array}$$

$$\begin{array}{r} 19) \quad 588 \\ - \quad 72 \\ \hline \end{array}$$

$$\begin{array}{r} 20) \quad 652 \\ + \quad 306 \\ \hline \end{array}$$

संज्ञा की पहचान

नीचे लिखे वाक्यों में नाम वाले शब्दों को रेखांकित (underline) करिए।



तितली उड़ गई।



1. चलो बाज़ार चलते हैं।

2. जलेबी मीठी है।

3. दूध गिर गया है।



4. छत पर मत जा।

5. साईकिल नीली है।



6. आप साड़ी पहन लो।

Place Value Worksheet

Use your place value skills to count the total in each box.

① $500 + 30 + 2$

Total = 532

② $600 + 60 + 9$

Total = _____

③ $700 + 70 + 3$

Total = _____

④ $200 + 10 + 4$

Total = _____

⑤ $400 + 60 + 2$

Total = _____

⑥ $100 + 10 + 1$

Total = _____

⑦ $500 + 90 + 9$

Total = _____

⑧ $300 + 30 + 2$

Total = _____

⑨ $600 + 80 + 5$

Total = _____

⑩ $800 + 10 + 1$

Total = _____

⑪ $900 + 20 + 4$

Total = _____

⑫ $700 + 50 + 2$

Total = _____

⑬ $200 + 10 + 2$

Total = _____

⑭ $500 + 40 + 3$

Total = _____

Worksheet-12

I lay eggs. I have feathers. I can fly in the sky.
Who am I?



I have fur on my body. I am big and brown. I eat fish and berries.
Who am I?



I have gills and scales. I lay eggs and I swim in water.
Who am I?



I am green and smooth. I can live in pond and on ground. I eat flies. Who am I?